

Package Funnel Checklist

Here is a checklist that will have you confidently set up your Package Funnel.

It's a lot of steps

This may seem like a lot of steps, but many steps repeat... for example, choosing your font will allow you to check off 5 boxes below.

Save this Checklist on Your Computer

To avoid losing all your completed steps... Save this document in a safe space on your computer.

So, you can keep coming back to this and checking off more boxes... until your funnel is DONE!

How to Get Support


The Package Funnel Checklist Guide is your guide to walk you through this checklist.


The Guides linked in the checklist below will also help.


And, the Get Support Button in your Thrive Machine is a portal to 24/7 chat. If you're not getting your question answered you can ask for a loom video... and even hop on a Zoom call so you can screen share.

All right! Let's begin!


Package Enrollment Page

I am happy with the font. [Guide Here](#) 

I am happy with the colors of my font, backgrounds, and buttons. [Guide Here](#) 


I edited all the copy on this Funnel Page. [Guide Here](#) 


I edited the Page Description. [Guide Here](#) 

My Thrive Machine account is set up to receive payments [Guide Here](#) 


I customized my Order Form [Guide Here](#) 

I added my Payment Product to my Program Enrollment Page [Guide Here](#) 

Optional: I added my logo to the page [Guide Here](#) 

I checked the mobile version of this Funnel Page. [Guide Here](#) 


Thank You Page


I am happy with the font. [Guide Here](#) 

I am happy with the colors of my font, backgrounds, and buttons. [Guide Here](#) 

I edited all the copy on this Funnel Page. [Guide Here](#) 

I edited the Page Description. [Guide Here](#) 

Optional: I added my logo to the page [Guide Here](#) 

I checked the mobile version of this Funnel Page. [Guide Here](#) 


Email Checklist


I edited the Program Welcome Email connected with this funnel


I set up the Unsubscribe Link (and added the link to each email) [Guide Here](#) 

Privacy Policy Checklist

I have access to the Privacy Policy Page. [Guide Here](#) 


I am happy with the font. [Guide Here](#) 

I am happy with the colors of my font, backgrounds, and buttons. [Guide Here](#) 

I edited all the copy on this Funnel Page. [Guide Here](#) 

I edited the Page Description. [Guide Here](#) 

I connected my Privacy Policy Web Page to my Domain [Guide Here](#) 

I linked my Privacy Policy in my funnel's footer [Guide Here](#) 

Optional: I added my logo to the page. [Guide Here](#) 